



# WITSALF

The effective treatment of open wounds, bedsores, cuts, proud flesh and burns.



# BACKGROUND

Meet Fanie & Derek, two individuals whose roots are deeply entrenched in the small town of Clocolan, nestled in the heart of the Free State. Their story begins with a childhood adorned with adventure, mischief, and the inevitable scrapes and bruises that are part of growing up. In their youthful days, open cuts and bruises were a common occurrence, and the remedy that soothed their wounds was none other than Witsalf.

Witsalf was a trusted companion, a salve that held the power to alleviate pain and foster healing. Witnessing its versatile application in their family, from treating open wounds to soothing babies' burned skin, Fanie & Derek developed a profound appreciation for the magic within this humble ointment.

As they matured, they realized the profound impact that Witsalf had on their lives and their community. They recognized the significance it held—a liniment not only for physical wounds but also a balm for the soul, symbolizing a heritage of healing and care.

Driven by a passion to share the transformative potential of Witsalf with a broader audience, Fanie & Derek embarked on a mission. Their goal is simple yet powerful: to extend the healing touch of Witsalf to as many individuals as possible. Their mission is to contribute to the betterment of lives, one healed wound at a time. Join Fanie & Derek on their journey to share the gift of Witsalf with the world. Together, let's make a difference, let's elevate the quality of life for countless lives through the remarkable healing properties of Witsalf.”

Trusted for Generations, Caring for Yours

# KEY BENEFITS

✓ **TRUSTED RELIEF**  
Generations of use within our family showcase the reliability and trustworthiness of Witsalf as an essential wound care product.

✓ **VERSATILE APPLICATION**  
From open wounds to bedsores, cuts, proud flesh, and burns, Witsalf is your versatile go-to solution for multiple skin concerns.

✓ **ACCELERATED HEALING**  
Witsalf is engineered to speed up the healing process, helping your skin recover and regenerate at a faster pace.



Witsalf supports tissue repair and regeneration.

# TESTIMONIAL

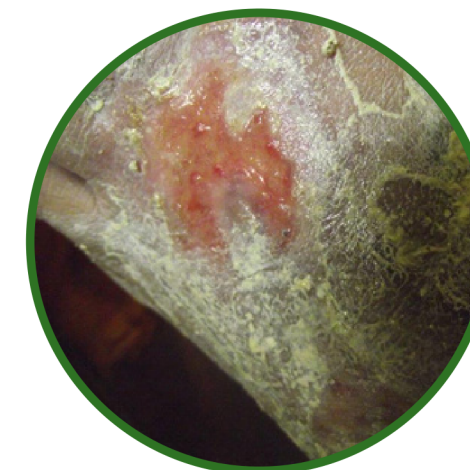
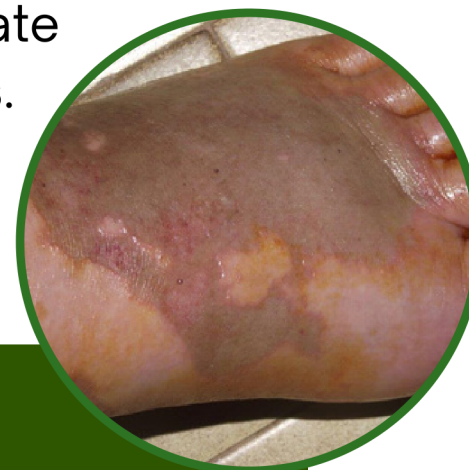
I had a bottle of sulfuric acid spill on me at the co-op. Immediately, I cut away what was left of my pants and called for a doctor. They all said that ultimately there was nothing they could do for me since the acid had penetrated my flesh. So, we resorted to pouring milk, which fortunately brought some relief.

I went to the state hospital (it's the only option in rural areas until you can reach the nearest doctor 150km away or a hospital 350km away in an emergency). The skin on the sole of my foot peeled away when they removed my sandal. They administered a shot and sent me home.

So, the photos with the severely swollen foot are from the first day. Then, it got worse, and a month later, it was closed and healthy. You can see that there was a time when there was no skin on my foot at all, and the locks on my leg could accommodate two matchsticks stacked on top of each other in those slots.

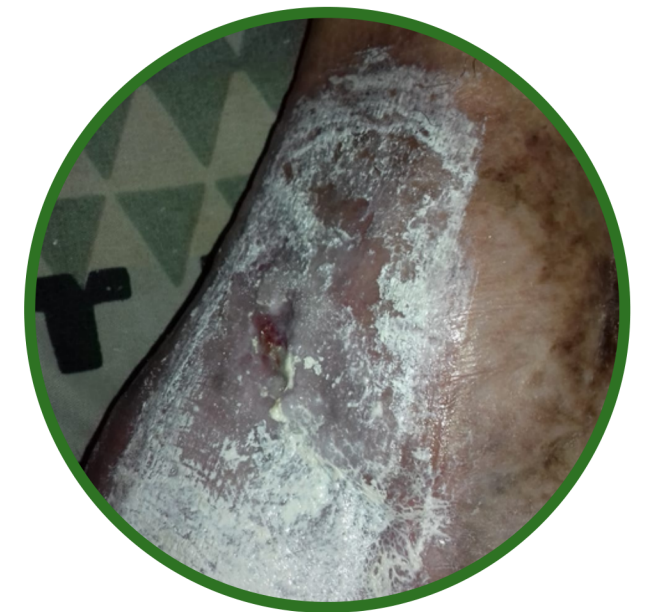
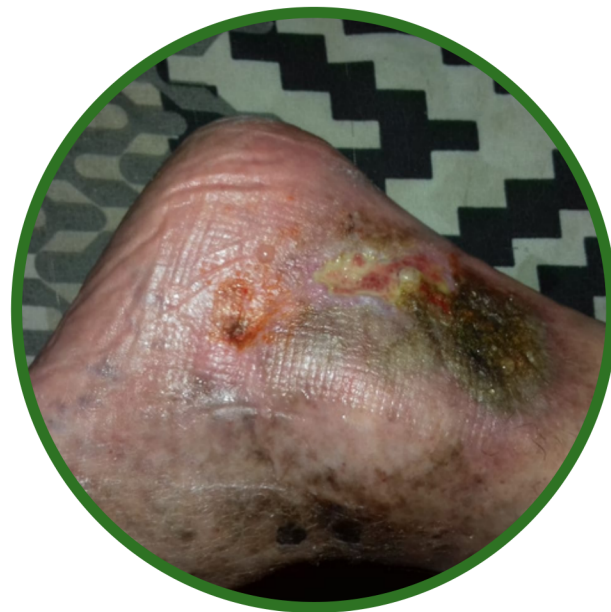
I took painkillers for the first two days and then stopped because they were no longer needed, and NO antibiotics were used. The first week was tough, and a lot of acid drained out. So, my father arranged four bags of saline for me, and I flushed my leg once and then just applied the ointment. I couldn't wash with Dettol, Savlon, or saltwater because it was excruciatingly painful. I didn't even clean my leg in the mornings and evenings, just wiped it with cotton. When I applied the ointment, it would sting for 2 to 5 minutes, and from there, I could walk on my foot.

It was nauseating at times as it drained, but I could see the flesh turning pink, and every time I opened a wound, I could see it heal, and how the skin grew from morning to evening.



# INGREDIENTS

Zinc Oxide, Caster oil, Benzoin,  
Prepared Storax, Tolu Balsem,  
Aloes, Ethanol  
Cassia, Sike, Turpentine, Clove, and Thyme oil



# DIRECTIONS FOR USE

- ✔ Clean the wound with salt water or antiseptic liquid.  
Ensure the wound is completely dry before applying Witsalf.  
Apply a generous amount of Witsalf to a sterile gauze and dress the wound.  
Optionally, lightly bandage the dressing. If not possible to bandage, leave the wound open.  
You may notice a significant discharge of pus and moisture during the first week.  
Repeat the dressing application with Witsalf every 12 hours.  
Do not use any antiseptic liquid or saline water after the initial cleaning.  
Continue to wipe the wound clean with cotton wool and apply a generous amount of Witsalf.  
Keep applying Witsalf until the skin is fully healed.

# Pricing

## Retail

1 - 4 Pots

---

470 G R380

570 G R420

Incl. Vat

## Wholesale

The wholesale price is applicable for orders of 5 pots of the same size of Witsalf and more.

---

470 G R280

570 G R320

Incl. Vat

## Order

You can order online, via Whats App or email.

---

### ORDER ONLINE

[WWW.WITSALF.CO.ZA](http://WWW.WITSALF.CO.ZA)

### WHATS APP US:

Derek Wessels +27 83 414 8506

Fanie Wessels +27 82 773 0238

### EMAIL:

[orders@witsalf.co.za](mailto:orders@witsalf.co.za)

# CONTACT US

**ADDRESS :**

Sutherland & Bloemfontein  
South Africa

**WHATS APP US:**

Derek Wessels +27 83 414 8506  
Fanie Wessels +27 82 773 0238

**EMAIL :**

orders@witsalf.co.za

**SOCIAL MEDIA :**

